

This document contains key information you should know about Franklin Quotential Growth Portfolio – Series OT. You can find more detailed information in the fund's simplified prospectus. Ask your representative for a copy, contact Franklin Templeton Investments Corp. (Franklin Templeton) at 1.800.387.0830 or service.CAN.franklintempleton@fisglobal.com or visit www.franklintempleton.ca.

Before you invest in any fund, consider how it would work with your other investments and your tolerance for risk.

Quick facts

Fund codes:	CAD: TML3071	Fund manager:	Franklin Templeton Investments Corp.
Date series started:	June 14, 2007	Portfolio manager:	Franklin Templeton Investments Corp.
Total value of the fund on March 31, 2025:	\$574.0 Million	Distributions:	Monthly; distributions are reinvested unless you choose cash
Management expense ratio (MER):	Any management and administration fee that we receive is paid directly by you.		
Minimum investment:	\$200,000 initial [§] , PACs no minimum		

[§] Except for certain managed accounts

What does the fund invest in?

The portfolio invests primarily in a diversified mix of equity mutual funds, with some assets invested in income mutual funds managed by Franklin Templeton. Under normal market conditions, the portfolio has an optimal asset mix of 10-35% debt instruments and 65-90% equity securities.

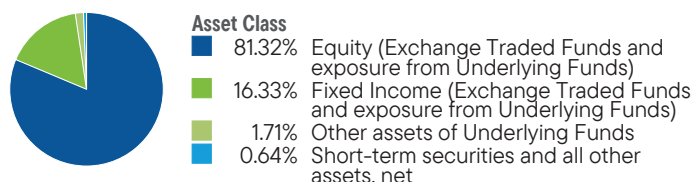
The charts below give you a snapshot of the fund's investments on March 31, 2025. The fund's investments will change.

Top 10 investments (March 31, 2025)

1. Franklin U.S. Core Equity Fund, Series O	13.60%
2. Franklin FTSE U.S. Index ETF	9.05%
3. Franklin ClearBridge Canadian Equity Fund, Series O	8.60%
4. Franklin Canadian Core Equity Fund, Series O	7.49%
5. Franklin Canadian Core Plus Bond Fund, Series O	7.42%
6. SPDR Portfolio S&P 500 Value ETF	6.89%
7. Franklin International Core Equity Fund, Series O	6.06%
8. Franklin FTSE Canada All Cap Index ETF	5.74%
9. Franklin U.S. Rising Dividends Fund, Series O	4.91%
10. Franklin U.S. Opportunities Fund, Series O	4.48%
Total percentage of top 10 investments:	74.24%

Total number of investments 21

Investment mix (March 31, 2025)



How risky is it?

The value of the fund can go down as well as up. You could lose money.

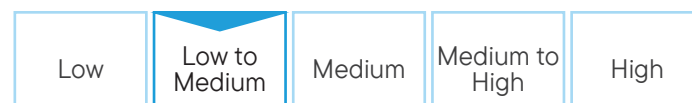
One way to gauge risk is to look at how much a fund's returns change over time. This is called "volatility".

In general, funds with higher volatility will have returns that change more over time. They typically have a greater chance of losing money and may have a greater chance of higher returns. Funds with lower volatility tend to have returns that change less over time. They typically have lower returns and may have a lower chance of losing money.

Risk rating

Franklin Templeton has rated the volatility of this fund as **low to medium**.

This rating is based on how much the fund's returns have changed from year to year. It doesn't tell you how volatile the fund will be in the future. The rating can change over time. A fund with a low risk rating can still lose money.



For more information about the risk rating and specific risks that can affect the fund's returns, see the investment risk classification methodology section of the fund's simplified prospectus.

No guarantees

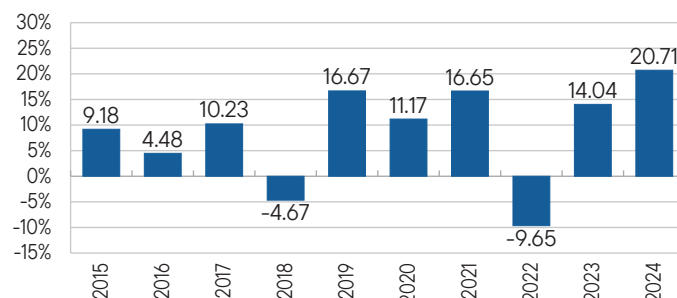
Like most mutual funds, this fund doesn't have any guarantees. You may not get back the amount of money you invest.

How has the fund performed?

This section tells you how Series OT units of the fund have performed over the past 10 years. Returns are after expenses have been deducted. These expenses reduce the series' returns.

Year-by-year returns

This chart shows how Series OT units of the fund have performed in each of the past 10 years. The series dropped in value in 2 of the 10 years. The range of returns and change from year to year can help you assess how risky the series has been in the past. It does not tell you how the series will perform in the future.



Best and worst 3-month returns

This table shows the best and worst returns for Series OT units of the fund in a 3-month period over the past 10 years. The best and worst 3-month returns could be higher or lower in the future. Consider how much of a loss you could afford to take in a short period of time.

	Return	3 months ending	If you invested \$1,000 at the beginning of the period
Best return	13.49%	June 30, 2020	Your investment would rise to \$1,135
Worst return	-12.48%	March 31, 2020	Your investment would drop to \$875

Average return

The annual compounded return of Series OT units of the fund was 7.42% over the past 10 years. If you had invested \$1,000 in this series of the fund 10 years ago, your investment would be now worth \$2,045.

Who is this fund for?

Investors who:

- seek a core equity fund that is diversified by asset class, region, market capitalization and investment style
- invest for the medium or long term

This series also seeks regular monthly cash flows from investment held outside a registered plan.

A word about tax

In general, you'll have to pay income tax on any money you make on a fund. How much you pay depends on the tax laws where you live and whether or not you hold the fund in a registered plan such as a Registered Retirement Savings Plan, or a Tax-Free Savings Account.

Keep in mind that if you hold your fund in a non-registered account, fund distributions are included in your taxable income, whether you get them in cash or have them reinvested.

How much does it cost?

The following tables show the fees and expenses you could pay to buy, own and sell Series OT units of the fund. The fees and expenses – including any commissions – can vary among series of a fund and among funds. Higher commissions can influence representatives to recommend one investment over another. Ask about other series, funds and investments that may be suitable for you at a lower cost.

1. SALES CHARGES

There are no sales charges for Series OT units of the fund.

2. FUND EXPENSES

You don't pay these expenses directly. They affect you because they reduce the fund's returns.

As of December 31, 2024, the expenses of Series OT were 0.04% of the value of this series. This equals \$0.40 for every \$1,000 invested.

Management expense ratio (MER)

This is the total of the management and administration fee and operating expenses.

Annual rate (as a % of the series' value)

All fees and expenses are paid directly by you, see "Management and administration fee" below.

Trading expense ratio (TER)

These are the fund's trading costs.

0.04%

Series expenses

0.04%

More about the trailing commission

No trailing commission is paid by Franklin Templeton to your representative's firm in respect of Series OT units.

3. OTHER FEES

You may have to pay other fees when you buy, hold, sell or switch units of the fund.

Fee	What you pay
Management and administration fee	<p>The fund does not pay a management or administration fee to Franklin Templeton for this series. Instead, you pay a management and administration fee directly to Franklin Templeton at the following rates:</p> <ul style="list-style-type: none"> • On the first C\$2.5M – 0.85% • On the next C\$2.5M – 0.80% • On the portion that exceeds C\$5M – 0.70% <p>Certain institutional investors may negotiate different management and administration fees by entering into a written agreement with Franklin Templeton.</p>
Investment advisory services fee	<p>You pay your representative's firm an investment advisory services fee, which you negotiate directly with your representative. This fee is paid for as long as you own this series of the fund. Franklin Templeton will collect the investment advisory services fee (plus any applicable taxes) from you on behalf of your representative's firm by redeeming units of this series of the fund in your account and remitting the amount to your representative's firm. The maximum annual investment advisory services fee that we collect on behalf of your representative's firm is 1.50%.</p>

What if I change my mind?

Under securities law in some provinces and territories, you have the right to:

- withdraw from an agreement to buy mutual fund units within two business days after you receive a simplified prospectus or fund Facts document, or
- cancel your purchase within 48 hours after you receive confirmation of the purchase.

In some provinces and territories, you will also have the right to cancel a purchase, or in some jurisdictions, claim damages, if the simplified prospectus, Fund Facts document or financial statements contain a misrepresentation. You must act within the time limit set by securities law in your province or territory.

For more information, refer to the securities law of your province or territory or ask a lawyer.

For more information

Contact Franklin Templeton or your representative for a copy of the fund's simplified prospectus and other disclosure documents. These documents and the fund Facts make up the fund's legal documents.

Franklin Templeton Investments Corp. 5000 Yonge Street, Suite 900
Toronto, ON M2N 0A7 Client Services Toll-Free: 1.800.387.0830 Email:
service.CAN.franklintempleton@fisglobal.com
www.franklintempleton.ca

To learn more about investing in mutual funds, see the brochure **Understanding mutual funds**, which is available on the website of the Canadian Securities Administrators at www.securities-administrators.ca.