

Franklin International Low Volatility High Dividend Index ETF

As of March 31, 2026

Tracks an equity index comprising securities of developed markets outside Canada and the United States with relatively high dividends and low volatility.

Three-pillar approach to generating income with reduced risk

Sustainable high dividends

Seeks to provide income-generating assets with supportive earning to help generate future payment

Low volatility

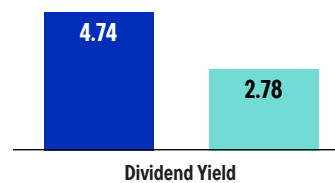
Allows equity market participation while seeking to reduce drawdowns in declining markets

Complementary factors

Sustainable, higher yielding stocks with less downside capture may be more powerful than any one attribute

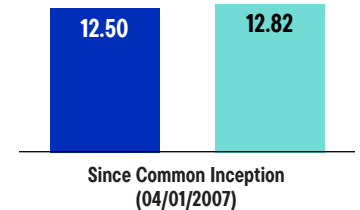
Yields (%)¹

As of March 31, 2026



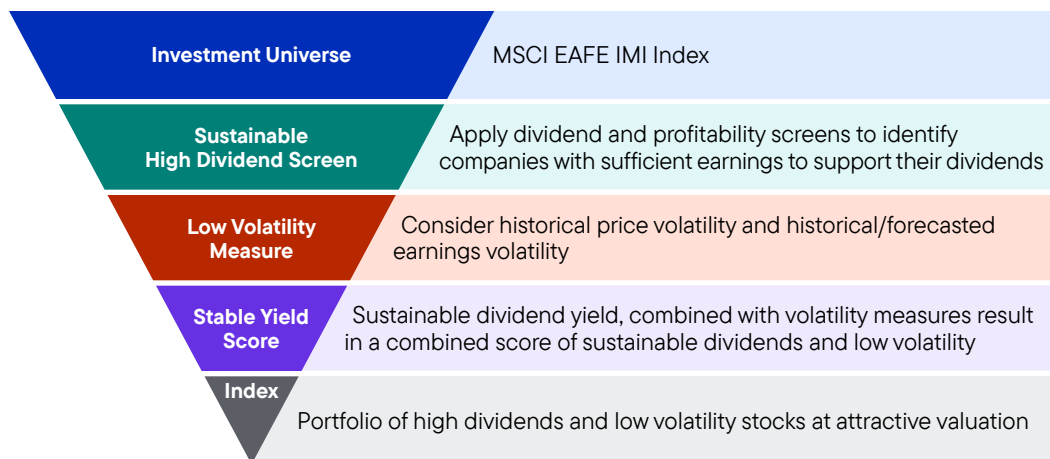
Standard Deviation (%)^{1,2}

As of March 31, 2026



■ Franklin International ex North America Low Vol High Div CAD Index NTR
■ MSCI EAFE IMI Index NR CAD

Rules-based index construction process



The portfolio is constructed with stocks that have the highest score, subject to concentration limits:

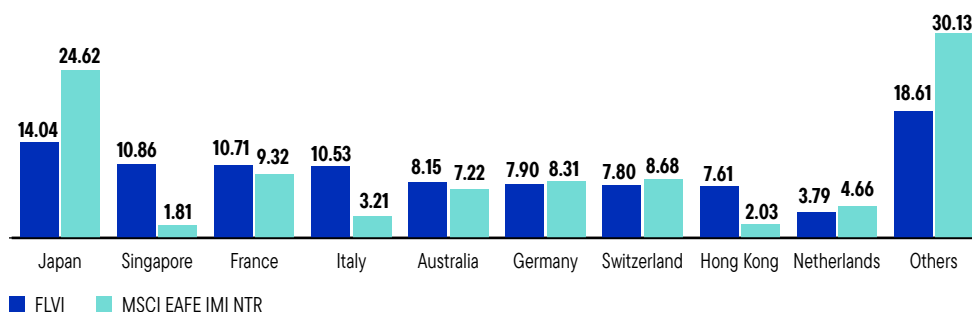
- Max weights at annual reconstitution
- For any region: 50%; for each country: 15%; for any sector: 25%; for REITs: 15%; for any security: 2.5%

For illustrative purposes only.

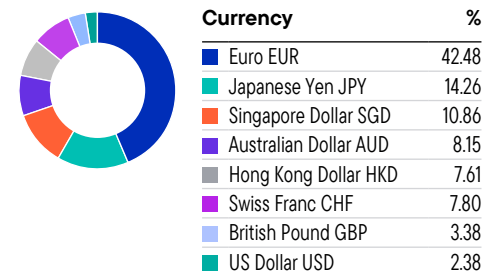
Rules-based index construction process

As of March 31, 2026

Country Allocation (%)



Currency Allocation (%)



FLVI

Franklin International Low Volatility High Dividend Index ETF

Listing Exchange

CBOE Canada

Inception Date

March 28, 2024

Investment Universe

MSCI EAFE IMI Index

Underlying Index

Franklin International ex North America Low Volatility High Dividend CAD Index NTR

Distribution Frequency

Quarterly

Management Fee

0.25%*

*Management fee waived from 0.40% to 0.25% until June 30, 2026. For additional information, please consult the prospectus.

Rules-based index construction process

As of March 31, 2026

Sector Allocation (%)

Sector	FLVI	MSCI EAFE IMI Index NR CAD
Utilities	19.13	3.99
Financials	19.00	22.9
Industrials	15.35	19.97
Communication Services	12.77	4.23
Consumer Discretionary	10.45	8.93
Energy	7.28	4.34
Consumer Staples	5.52	7.03
Real Estate	4.83	3.06
Materials	4.07	6.75
Information Technology	0.97	8.47
Health Care	0.64	10.33

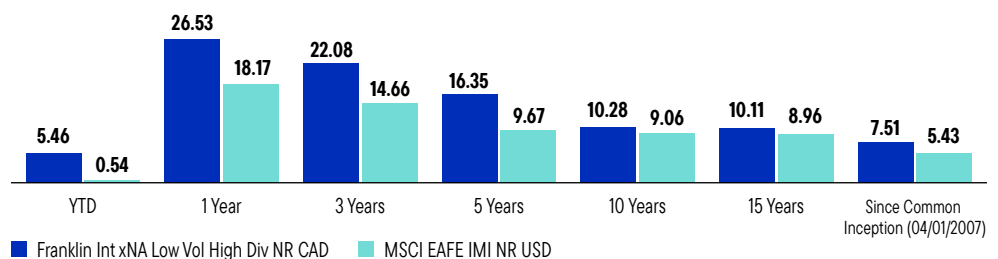
Top 10 Holdings (%)

Issuer	FLVI	MSCI EAFE IMI Index NR CAD
Repsol SA	3.32	0.14
TotalEnergies SE	3.12	0.79
Snam SpA	2.62	0.07
Engie SA	2.61	0.25
Enel SpA	2.54	0.38
Koninklijke KPN NV	2.44	0.09
CK Hutchison Holdings Ltd.	2.42	0.09
Telstra Group Ltd.	2.41	0.06
CLP Holdings Ltd.	2.40	0.07
DBS Group Holdings Ltd.	2.37	0.40

Hypothetical Back-tested Index Annualized Returns (%)

Underlying Index – Franklin International ex North America Low Volatility High Dividend CAD Index NTR^{1,2}

As of March 31, 2026



For more information about Franklin Templeton ETFs, please contact your Franklin Templeton representative or visit www.franklintempleton.ca

1. Source: Bloomberg LP, as of March 31, 2026. Indexes are unmanaged, and one cannot invest directly in an index. They do not reflect any fees, expenses or sales charges. Net returns in CAD based on monthly data.
 2. Performance indicated does not represent the actual or future performance of any single Franklin Templeton Investments mutual fund or ETF, including that of Franklin International Low Volatility High Dividend Index ETF. The hypothetical back-tested index performance for Franklin International ex North America Low Volatility High Dividend CAD Index NTR is created and sponsored by Franklin Advisers. Franklin Advisers has retained Solactive AG, an unaffiliated third party, to calculate the Underlying Indexes. Franklin Advisers has retained Solactive AG as the index administrator with respect to the Underlying Index for Franklin International Low Volatility High Dividend Index ETF. The hypothetical back-tested index performance shown excludes the deduction of the annual fund operating expenses of the Franklin International Low Volatility High Dividend Index ETF. The inception date of the hypothetical back-tested index performance is March 1, 2007. The MSCI EAFE IMI Index has a different inception date than the hypothetical back-tested index. The inception date shown is used to calculate both indices. Net returns (NR) include income net of tax withholding when dividends are paid. The hypothetical back-tested index performance is inherently limited in that it is based on criteria applied retroactively with the benefits of hindsight and knowledge of factors that may have positively affected its performance and cannot account for all financial risk that may affect the actual performance of the ETF. The actual performance of the Franklin International Low Volatility High Dividend Index ETF may vary significantly from the hypothetical back-tested index performance. Within the confines of the existing rulebook, which outlines the methodology of the index, there may be methodology adjustments that may result in changes to performance over time.
 Commissions, trailing commissions, management fees, brokerage fees and expenses may be associated with investments in mutual funds and ETFs. Please read the prospectus and fund fact/ETF facts document before investing. ETFs trade like stocks, fluctuate in market value and may trade at prices above or below the ETF's net asset value. Brokerage commissions and ETF expenses will reduce returns. Performance of an ETF may vary significantly from the performance of an index, as a result of transaction costs, expenses, and other factors. Indicated rates of return are historical annual compounded total returns for the period indicated, including changes in unit value and reinvestment distributions, and do not take into account any charges or income taxes payable by any security holder that would have reduced returns. Mutual funds and ETFs are not guaranteed. Their values change frequently. Past performance may not be repeated. ETF units may be bought or sold throughout the day at their market price on the exchange on which they are listed. However, there can be no guarantee that an active trading market for ETF units will develop or be maintained, or that their listing will continue or remain unchanged. While the units of ETFs are tradable on secondary markets, they may not readily trade in all market conditions and may trade at significant discounts in periods of market stress.



Franklin Templeton Canada
 200 King Street West, Suite 1400
 Toronto, ON M5H 3T4

(800) 387-0830
franklintempleton.ca

For Financial Professional and Institutional Use Only. Not for Public Use.

© 2026 Franklin Templeton. All rights reserved.

Franklin Templeton and Franklin Templeton Canada are business names used by Franklin Templeton Investments Corp.

FLVI-FLYE-0326